
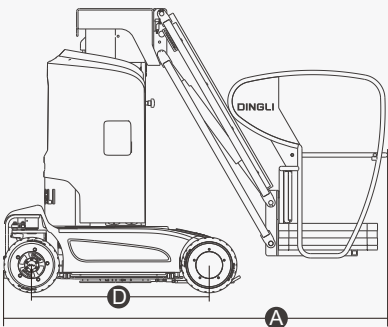
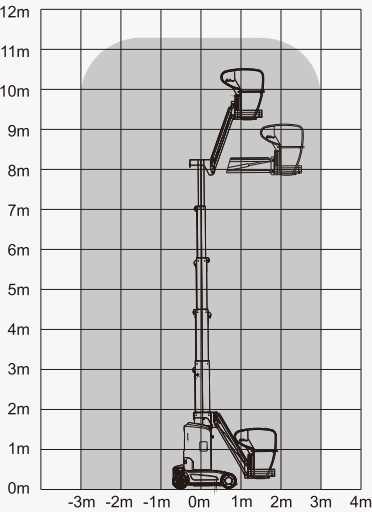




Self-propelled Mast Lifts

PARAMETER

Model	AMWP 11.5-8100
S.W.L	200kg
Max. Occupants	2
Max. Working Height	11.20m
Max. Platform Height	9.20m
Max. Horizontal Reach	3.00m
Up and Over Height	7.89m
Overall Length A	2.53m
Overall Width B	1.00m
Overall Height C	1.99m
Platform Size(Length/Width)	0.62m×0.87m
Ground Clearance(Stowed)	0.06m
Ground Clearance(Raised)	0.019m
Wheelbase D	1.22m
Turning Radius(Inside/Outside)	0.23/1.65m
Turret Rotation	345°
Jib Movement	+70°/-60°
Drive Motor	24V/1.5kW
Lifting Motor	24V/3kW
Travel Speed(Stowed)	4.5km/h
Travel Speed(Raised)	0.5km/h
Up/Down Speed	70/50sec
Batteries	24V/240Ah
Integrated Charger	24V/30A
Gradeability	25%
Max. Working Slope	2.5°
Tyres	Φ381×127mm
Weight	2950kg



Standard Equipment

- Proportional Controls
- Automatic Pothole Protection
- Self-lock Gate On Platform
- Drivable At Full Height
- Charger Protection
- Non Marking Tyre
- 2WD
- Automatic Brake System
- Emergency Lowering System
- Flashing Beacon
- Emergency Stop Button
- Cylinder Holding Valve
- Onboard Diagnostic System
- Tilt Sensor With Alarm

- 345°Turret Rotation
- All Motion Alarm
- Horn
- Hour Meter
- Swing Out Components Cover
- Platform Horizontal Outreach
- Overload Sensor With Alarm

Options

- Platform Work Lights
- AC Power To Platform
- Airline To Platform

